

# Before you get started

These steps are required prior to installation:

- 1 Confirm your **WiFi network** name and password.
- 2 Confirm your **My Blue Ridge** account login or register for a FREE online account at [brctv.com/login](http://brctv.com/login).
- 3 Confirm that your TV has an HDMI port.

# Complete online activation

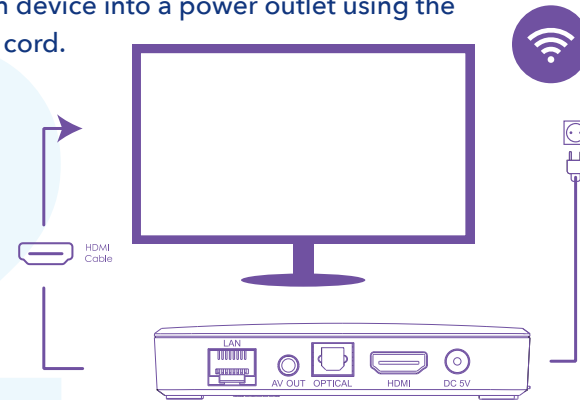
Follow these instructions to activate your Stream unit:

- 1 Login to your **My Blue Ridge** account online using a web browser ([brctv.com/login](http://brctv.com/login)).
- 2 Click the **START ACTIVATION** button at the top of your screen and follow the on-screen instructions.
- 3 Click the **ACTIVATE** and **CONFIRM SWAP** buttons to activate your new Blue Ridge Stream unit(s).

# Connect Stream to TV


Follow these instructions to connect your Stream device:

- 1 **Important:** Please ensure you have completed the online activation step before starting the Stream unit setup.
- 2 Fully disconnect your current TV box(es) from all TVs in the home. Please remove the power cord and fully remove the coaxial cable from the TV and wall outlet.
- 3 Connect your Stream device to the TV using the provided HDMI cable.
- 4 Plug your Stream device into a power outlet using the provided power cord.



# Complete on-screen setup

You're almost done, just follow the on-screen prompts to complete the setup process.

- 1 Follow on-screen instructions to activate the included voice remote.
- 2 Select your WiFi network and enter your password to establish an internet connection.
- 3 Sign in to your Google account to select your preferred settings or skip this step; Google account is not required for setup.
- 4 Choose a name for your Blue Ridge Stream device.
- 5 Select your favorite apps to install.  

- 6 Setup or skip the OnePass and Google Assistant options.
- 7 You're all set! **Repeat these steps for every TV in your home.**

\*You can return or dispose of all outdated TV equipment.

# Welcome to Blue Ridge Stream

Experience all your shows, all your movies - and so much more. It's a universe of content powered by Blue Ridge internet.

## WiFi-enabled


Everything you can watch is delivered via the internet. No cable cord required.

## Powered by TiVo®

TiVo makes it easy to search for content across all your streaming options and its recommendations have never been smarter.

## Enhanced by Google

Access over 5,000 apps on the google play store and use the most accurate voice control around.



# WELCOME TO THE Streaming Universe

Blue Ridge Stream is your gateway to, and tour guide of, a vast content universe - untethered by the cord. Engage your sense of discovery and explore everything you can - all in one place.



[brctv.com/streaming-and-tv](http://brctv.com/streaming-and-tv)



# Blue Ridge STREAM

Quick Start Guide



© 2024 Xperi. All rights reserved. TiVo, the TiVo logo, the TiVo silhouette logo, OnePass, Trick Play, the Jump logo, and the Instant Replay logo are trademarks or registered trademarks of TiVo Brands LLC. Google, Android, Google Play, Android TV and other marks are trademarks of Google LLC. App Store is a service mark of Apple Inc. IOS is a trademark or registered trademark of Cisco in the U.S. and other countries and is used under license by Apple. Netflix is a registered trademark of Netflix, Inc. All other trademarks and content are the property of their respective owners. The TiVo streaming device is powered by Android TV™.

Printed by [tnprinting.com](http://tnprinting.com)